

MATCHES EXPLAINED

● Best Match

Each Shimoda backpack has a best fitting Core Unit. This can usually be found in the Starter Kit category. Any Core Unit noted with 'Best Match' means the backpack was designed to fit perfectly in the noted size backpack. The Core Unit will have no compromise in fit with the pack's depth or the upper compartment volume.

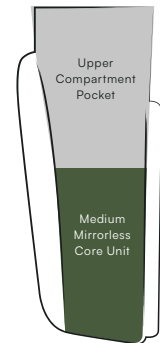
● Good Match

Shimoda packs are modular so any Core Unit not designed to perfectly fit in a specific pack (see Best Match) may see small compromises. This can mean the main compartment of the pack's body is slightly deeper than the Core Unit series depth or the Core Unit is taller and takes up more vertical space. As a result the upper compartment will have less storage.

● OK Match

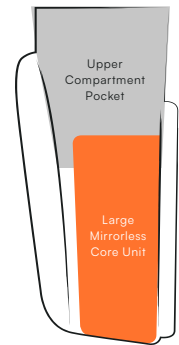
Due to the volume differences in our full range of backpacks, not all Core Unit's are an ideal match for every bag. It doesn't mean they will not fit inside the bag but there may be compromises greater than the 'Good Match' rating. An example of this would be a Small Core Unit in our X70 model. Yes it will fit inside, but it will have a lot of space to move around depending how you pack your bag. Most OK Matches are with Smaller Core Unit's and the X70.

X30, E30



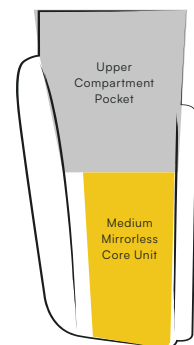
Mirrorless Depth
— 14cm —

E35, X40, X50



DSLR Depth
— 17cm —

X70



DV Depth
— 20cm —